



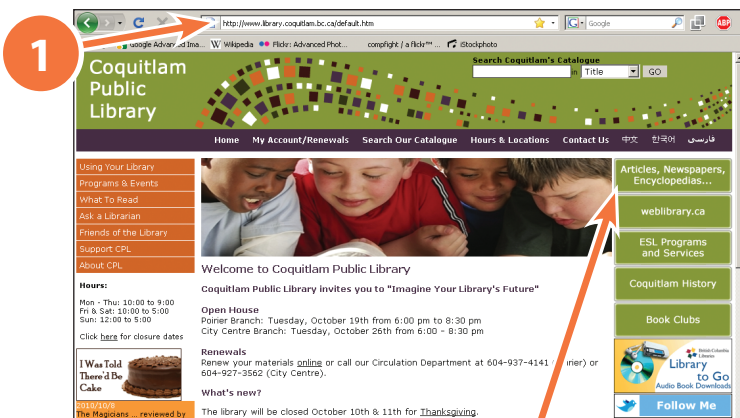
## Mango Languages English Course

Learn conversational English with Mango.

Follow these steps:

### Step 1

Go to the library website at: <http://www.library.coquitlam.bc.ca>



### Step 2

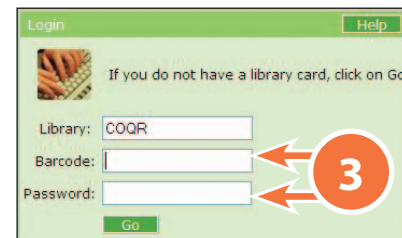
Click the **Articles, Newspapers, Encyclopedia** button on the top right side of the screen.

Articles, Newspapers, Encyclopedias...

### Step 3

Log on with your **library card number** (no spaces).

Enter your **password**, which is usually the last 4 digits of your phone number.



### Step 4

Look for the heading **Language Learning** and click on **Mango Languages**.



### Step 5

Click **Start Learning** to begin.

OR

**Create a profile** with your email address and a password. This allows you to track your progress.



### Step 6

Click on **English Courses**.



## Step 7

Click on a course from the right side of the screen.



## Step 8

Choose **Basic** or **Complete** and click the **Launch** button.



## Step 9

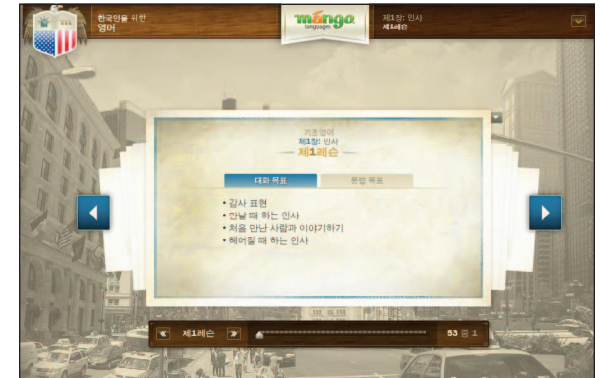
Click **Begin**.



## Step 10

Use headphones or speakers to listen to the lesson. Click the arrow buttons to move to the next part.

See the **Keyboard Guide** at the bottom left of the screen for other ways to navigate.



[www.library.coquitlam.bc.ca](http://www.library.coquitlam.bc.ca)

**City Centre Branch**  
3001 Burlington Drive  
Coquitlam, BC V3B 6X1  
604-927-3560 (ext. 3)

**Poirier Branch**  
575 Poirier Street  
Coquitlam, BC V3J 6A9  
604-937-4144 (ext. 3)